



"Powering Growth"

SPECIAL ECONOMIC ZONES AUTHORITY

**SPECIAL ECONOMIC ZONES
PROGRAM IN KENYA**



"Powering Growth"

Introduction

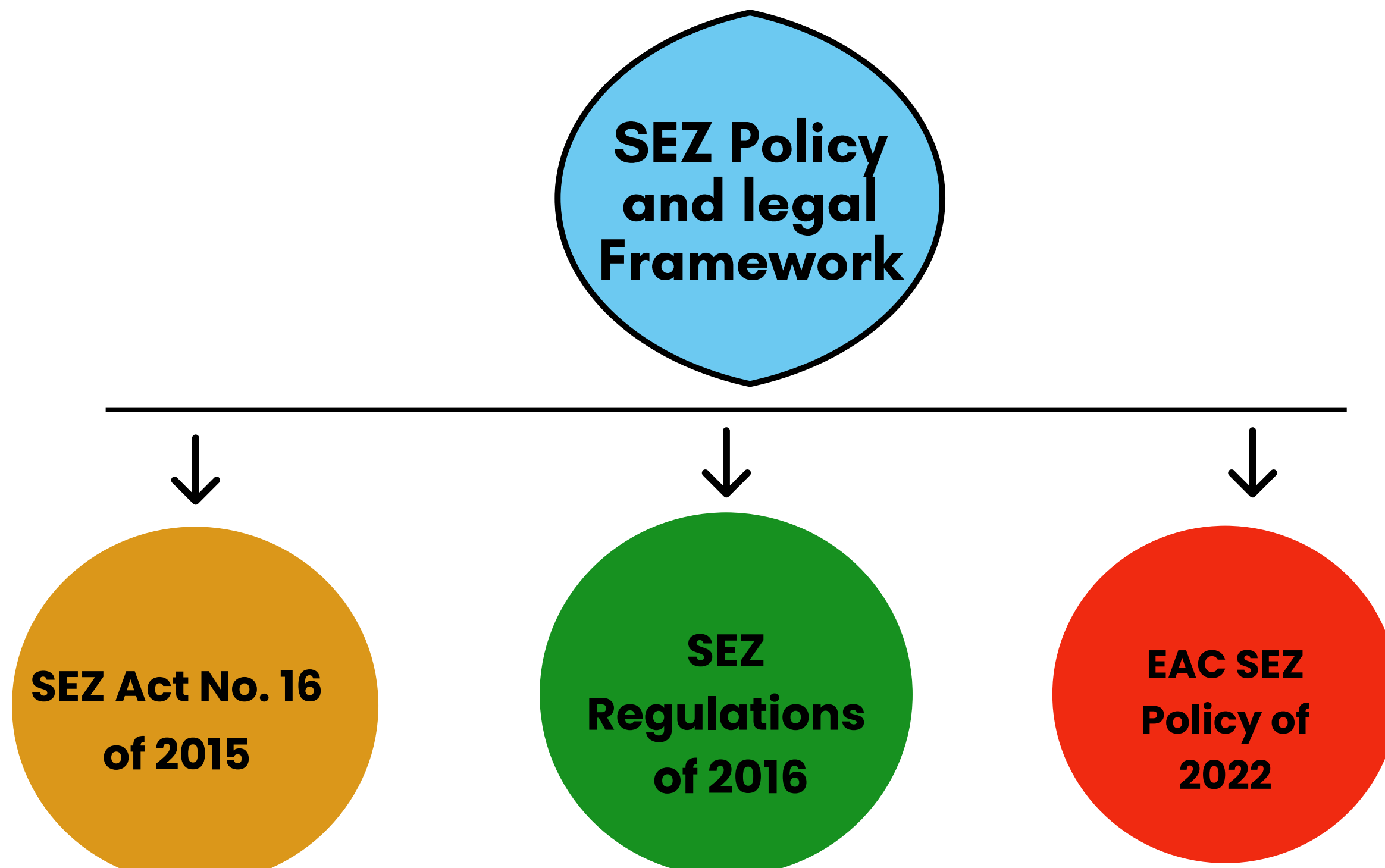
Special Economic Zone (SEZ) is a **flagship project of Vision 2030** which seeks to transform Kenya into a **middle income economy by 2030**.

SEZs are intended to **spur economic growth** of the country and **enhance global competitiveness**.



“Powering Growth”

The SEZ program is guided by a legal regulations and policy framework:





“Powering Growth”

Mandate

- Promote and facilitate global and local investors;
- Develop and manage an enabling environment for such investments, and for connected purposes;
- Regulate SEZ Programme,





SCHEMES UNDER

SEZ



The SEZ act of 2015 permits for multiple sector or single sector SEZs





“Powering Growth”

Investment Schemes under SEZ



1. Free Trade Zones
2. Industrial Parks
3. Free Ports
4. ICT Parks
5. Science and Technology parks
6. Agricultural Zones
7. Tourist and Recreational Zones
8. Business Service Parks





“Powering Growth”

**24
SEZs**

4 public SEZs

20 Private SEZs

Total FDI/DDI

Over 2.1 US Billion dollars

Jobs created

Over 26,426 Jobs created



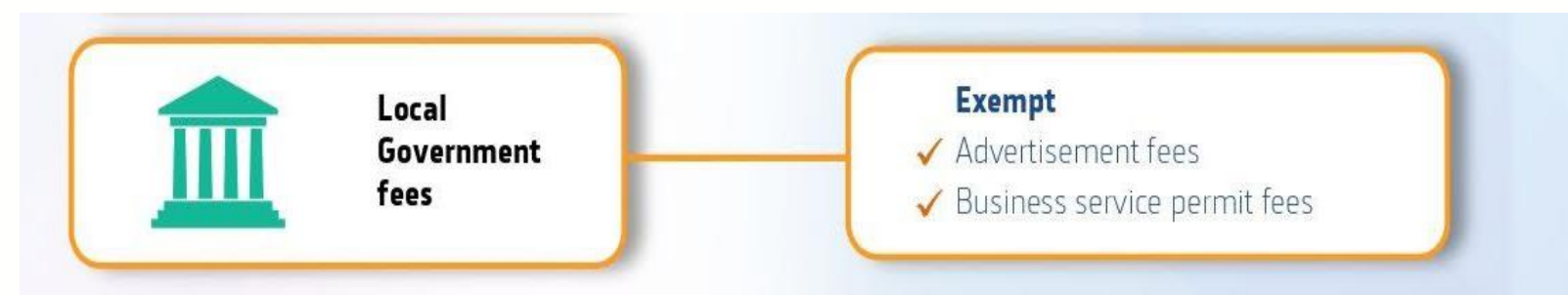


Special Economic Zones Incentives Framework

- ✓ Fiscal Incentives-They lead to reduced operating costs.
 - Investment deductible
 - Import Exemption
 - Reduce corporation tax



- ✓ Procedural/Administrative incentives.





Licenses Issued Under SEZ



Developer License

Corporate entity engaged in the development of integrated infrastructure facilities on a designated SEZ

Operator License:

Corporate entity engaged in the management of SEZ.



Enterprise License:

Corporate entity carrying out business in a SEZ.



"Powering Growth"

Why Invest Kenya SEZ?



Maritime Connectivity



“Powering Growth”

Why Kenya SEZ?



24 day from Bangkok to Mombasa



“Powering Growth”

Why Kenya SEZ?

> 92% - Renewable Sources of Energy

\$0.07 per kWh

Green Manufacturing



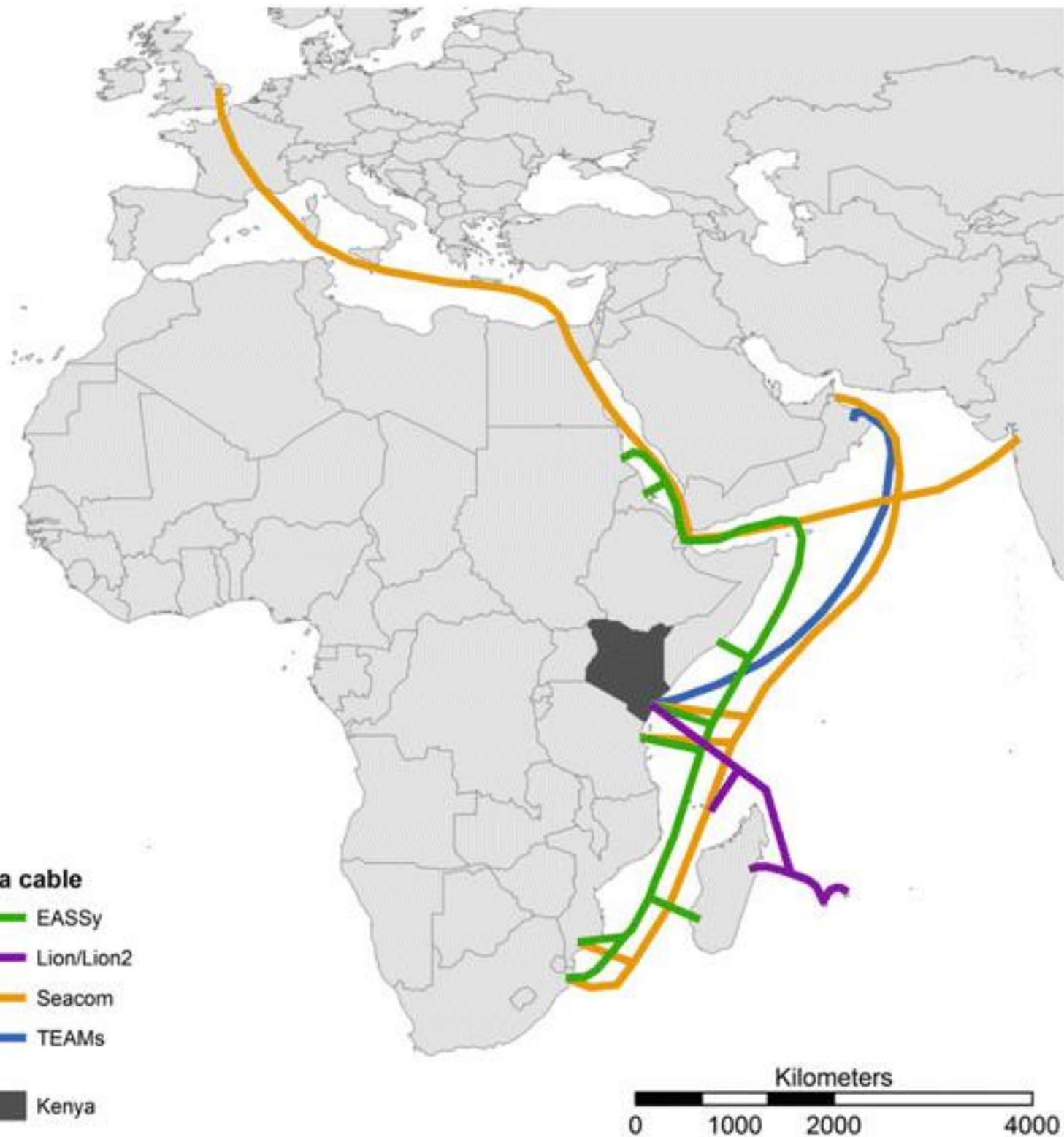


“Powering Growth”

Why Kenya SEZ?

ICT connectivity

Internet use in Kenya in 2023
There were **17.86 million internet users** in Kenya in January 2023.
Kenya's **internet penetration rate stood at 32.7 percent** of the total population at the start of 2023.

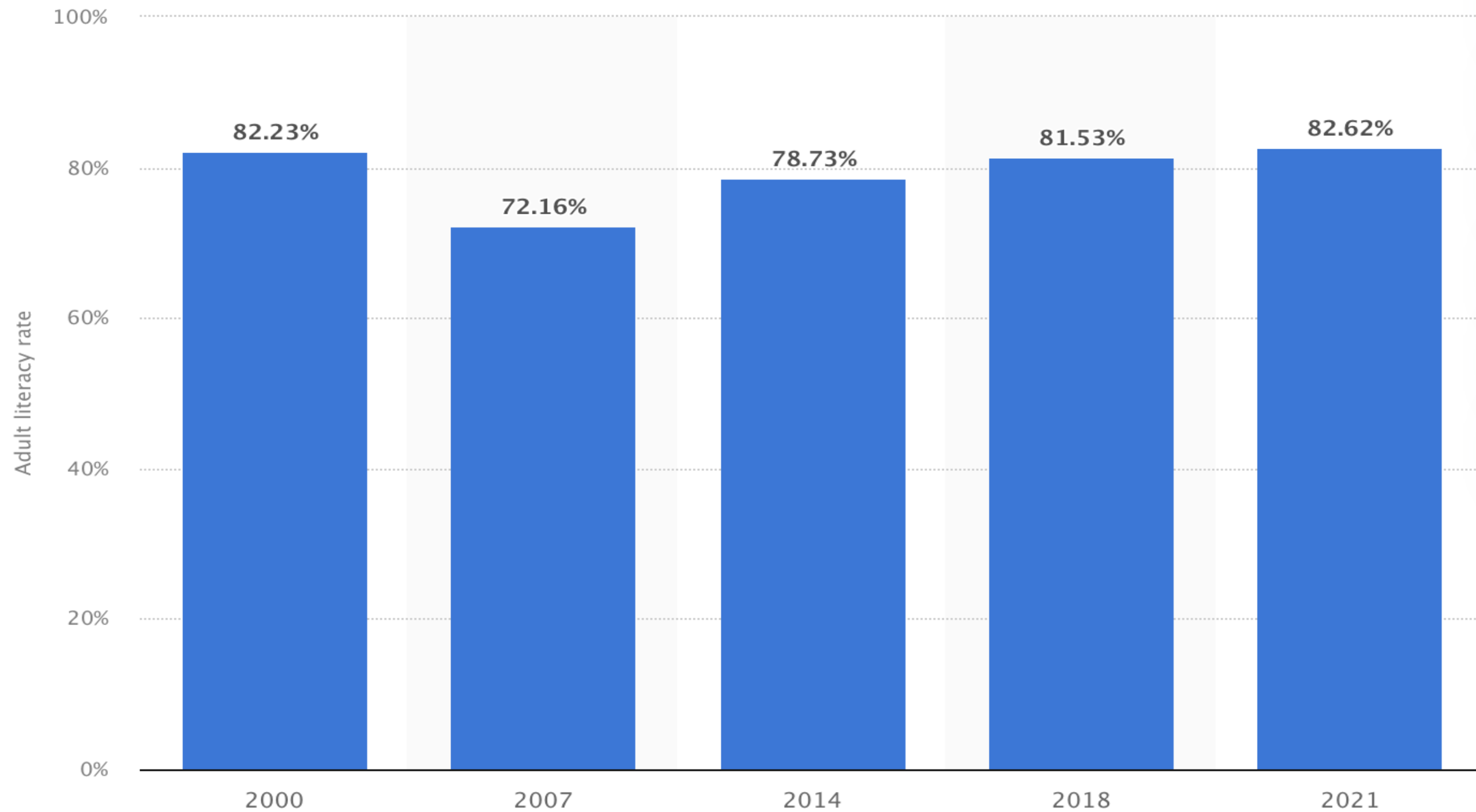


Skilled labor pool:

- Kenya has a large pool of skilled and semi-skilled labor



Why Kenya SEZ?



Market Access And Regional Integration



“Powering Growth”

Why Kenya SEZ?



EAC

283.7 million
GDP \$ 305.3 billion

COMESA

390 million
GDP \$768 billion



AfCFTA

1.3 billion
GDP \$ 3.4 trillion

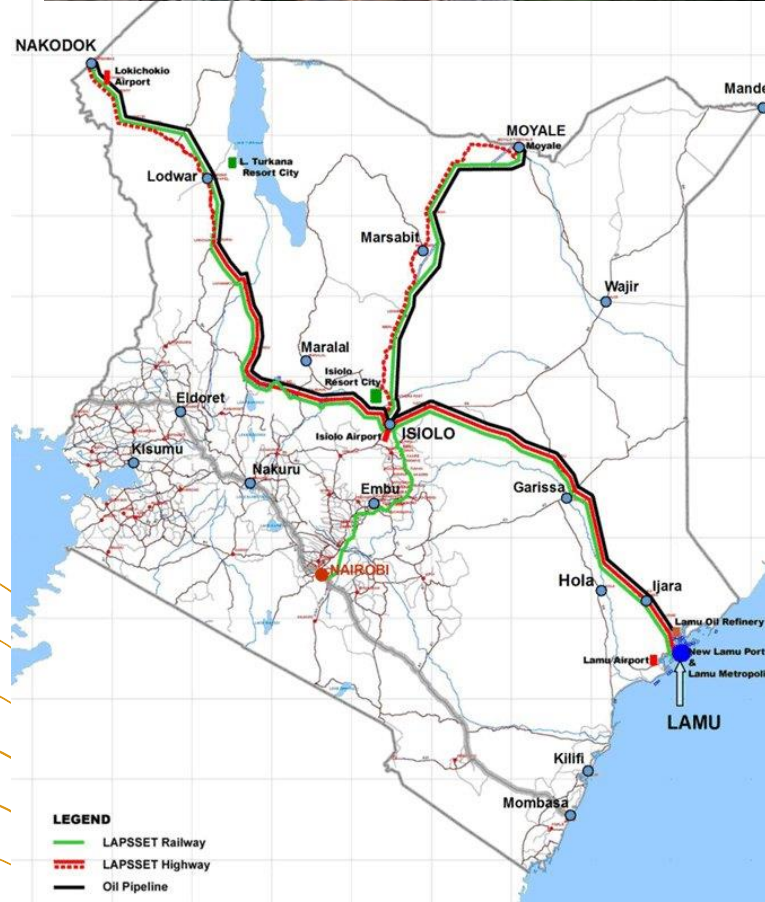


Transport



“Powering Growth”

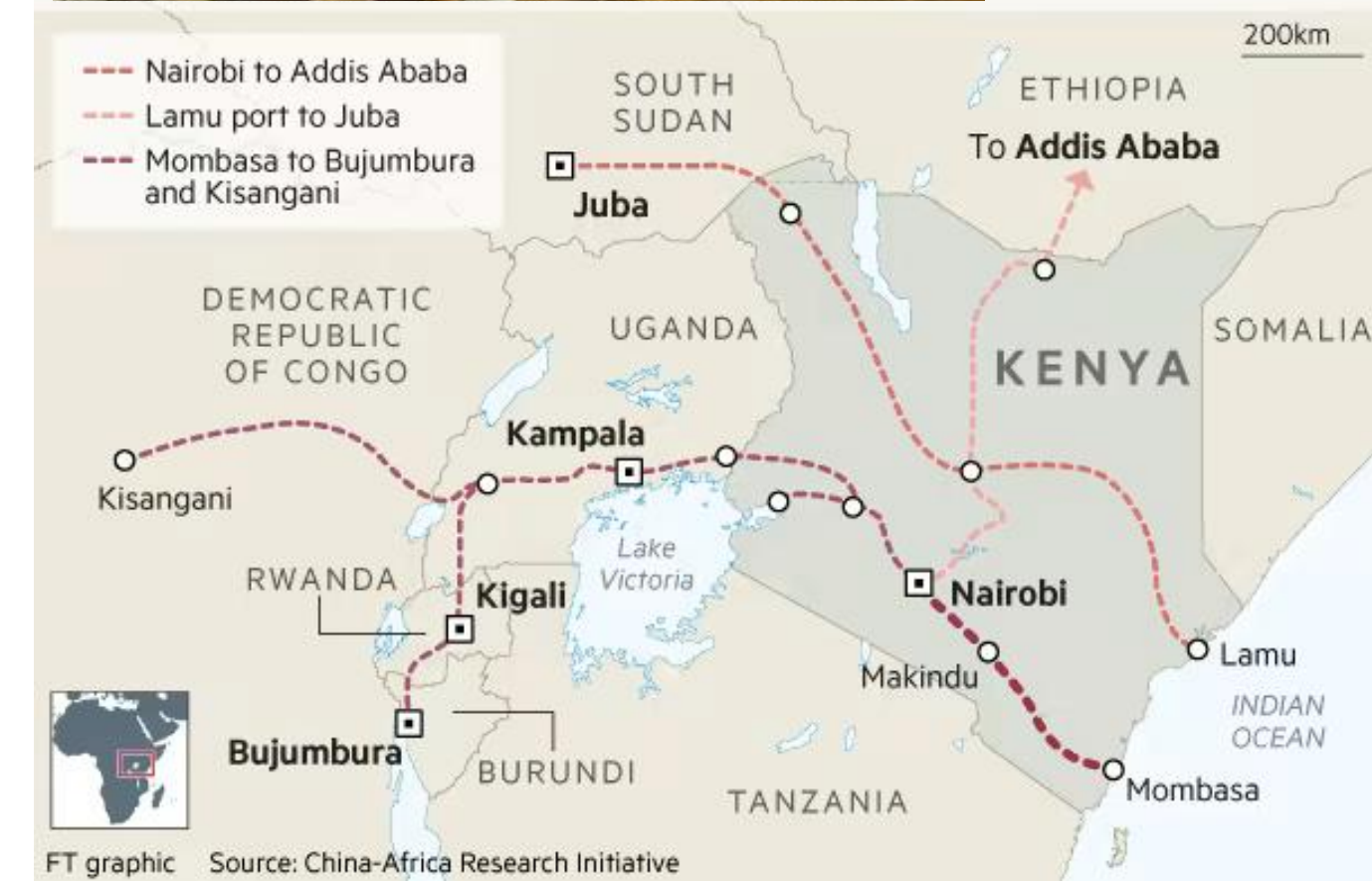
Why Kenya SEZ?



Road



Aviation



Rail



“Powering Growth”

Why Kenya SEZ?



One Stop Shop Services

Facilitating the establishment and operation of businesses e.g. **assistance with company registration, licensing, permits, visas, customs procedures, and other administrative processes.** Such streamlined services minimize bureaucratic hurdles and save time for businesses.



Government support and commitment:

- Offering **policy support, infrastructure investment, and promotional** efforts to attract domestic and foreign investments.
- This commitment ensures a **stable and supportive environment** for businesses within the SEZs



"Powering Growth"

Thank You